

New York State Regents Exam Data for 2022-2023

Ogdensburg City School District



Presented to the BoE on January 8, 2024

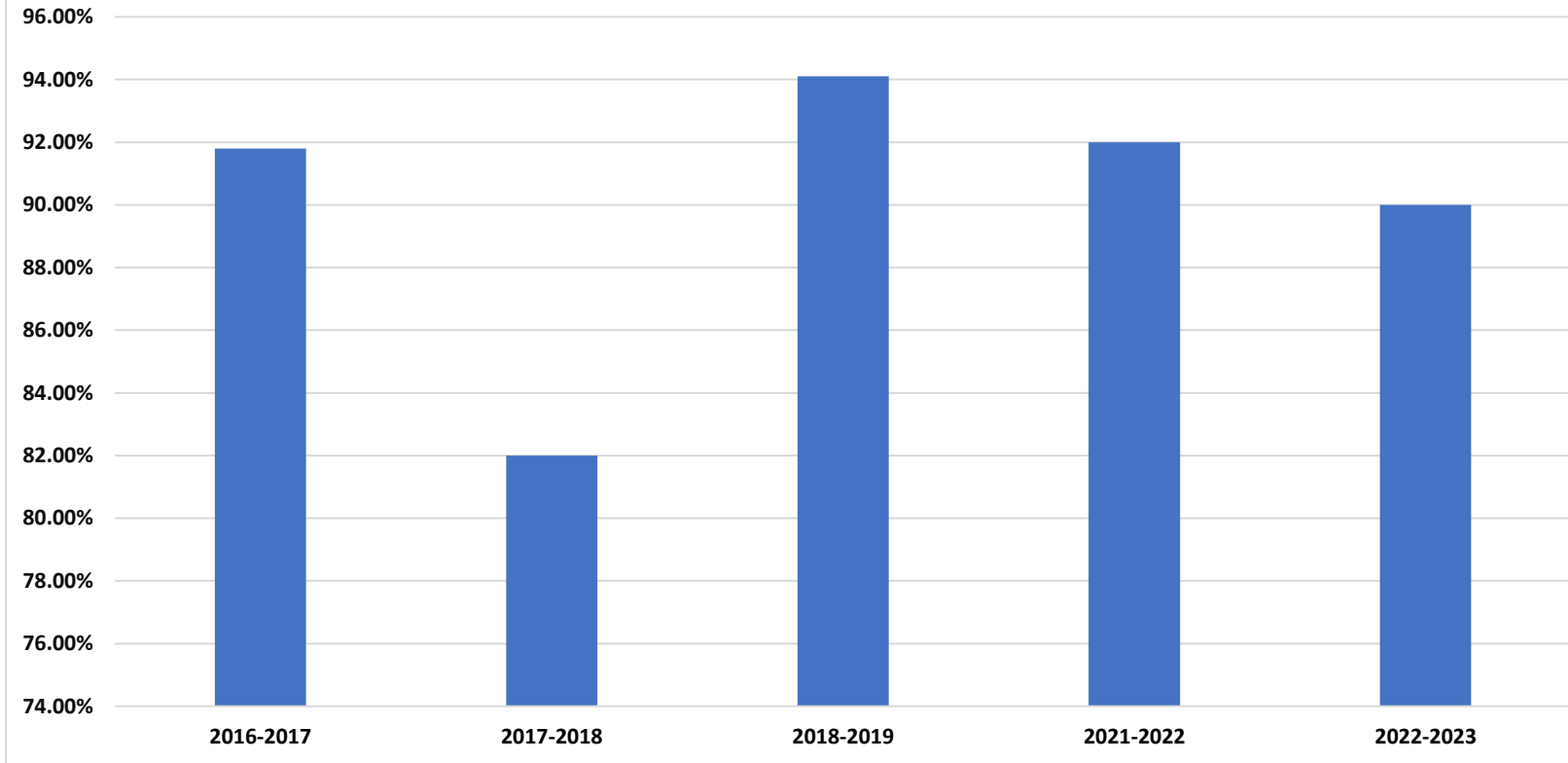
Ogdensburg City School District

2022-2023 Performance Level (%) New York State Regents Exams						TOTAL % Proficient <i>(Levels 3, 4 & 5)</i>	COMPARISON TO SLL BOCES AND NERIC REGION
June Exams	Level 1	Level 2	Level 3	Level 4	Level 5		
ELA <i>(6th in SLL BOCES)</i> 105 Students Tested	2%	8%	21%	16%	53%	90%	OCSD is ABOVE the BOCES AVERAGE of 78% OCSD is ABOVE the NERIC AVERAGE of 78%
Algebra I <i>(10th in SLL BOCES)</i> 111 Students Tested	4%	12%	45%	17%	23%	85%	OCSD is ABOVE the BOCES AVERAGE of 82% OCSD is ABOVE the NERIC AVERAGE of 82%
Algebra II <i>(10th in SLL BOCES)</i> 47 Students Tested	2%	9%	36%	36%	17%	89%	OCSD is ABOVE the BOCES AVERAGE of 85% OCSD is ABOVE the NERIC AVERAGE of 81%
Geometry <i>(5th in SLL BOCES)</i> 80 Students Tested	1%	4%	65%	12%	18%	95%	OCSD is ABOVE the BOCES AVERAGE of 80% OCSD is ABOVE the NERIC AVERAGE of 71%
Living Environment <i>(12th in SLL BOCES)</i> 114 Students Tested	5%	14%	52%	29%	0%	81%	OCSD is AT the BOCES AVERAGE of 81% OCSD is ABOVE the NERIC AVERAGE of 76%
Chemistry <i>(4th in SLL BOCES)</i> 41 Students Tested	2%	10%	73%	15%	0%	88%	OCSD is ABOVE the BOCES AVERAGE of 76% OCSD is ABOVE the NERIC AVERAGE of 77%
Earth Science <i>(1st in SLL BOCES)</i> 75 Students Tested	0%	0%	27%	73%	0%	100%	OCSD is ABOVE the BOCES AVERAGE of 83% OCSD is ABOVE the NERIC AVERAGE of 77%
Physics <i>(13th in SLL BOCES)</i> 6 Students Tested	0%	17%	17%	67%	0%	84%	OCSD is BELOW the BOCES AVERAGE of 93% OCSD is BELOW the NERIC AVERAGE of 89%
Global <i>(6th in SLL BOCES)</i> 113 Students Tested	4%	4%	43%	20%	28%	91%	OCSD is ABOVE the BOCES AVERAGE of 79% OCSD is ABOVE the NERIC AVERAGE of 77%
US History <i>(13th in SLL BOCES)</i> 106 Students Tested	7%	10%	35%	36%	12%	83%	OCSD is ABOVE the BOCES AVERAGE of 80% OCSD is ABOVE the NERIC AVERAGE of 81%


Data taken from Level 1 Reports



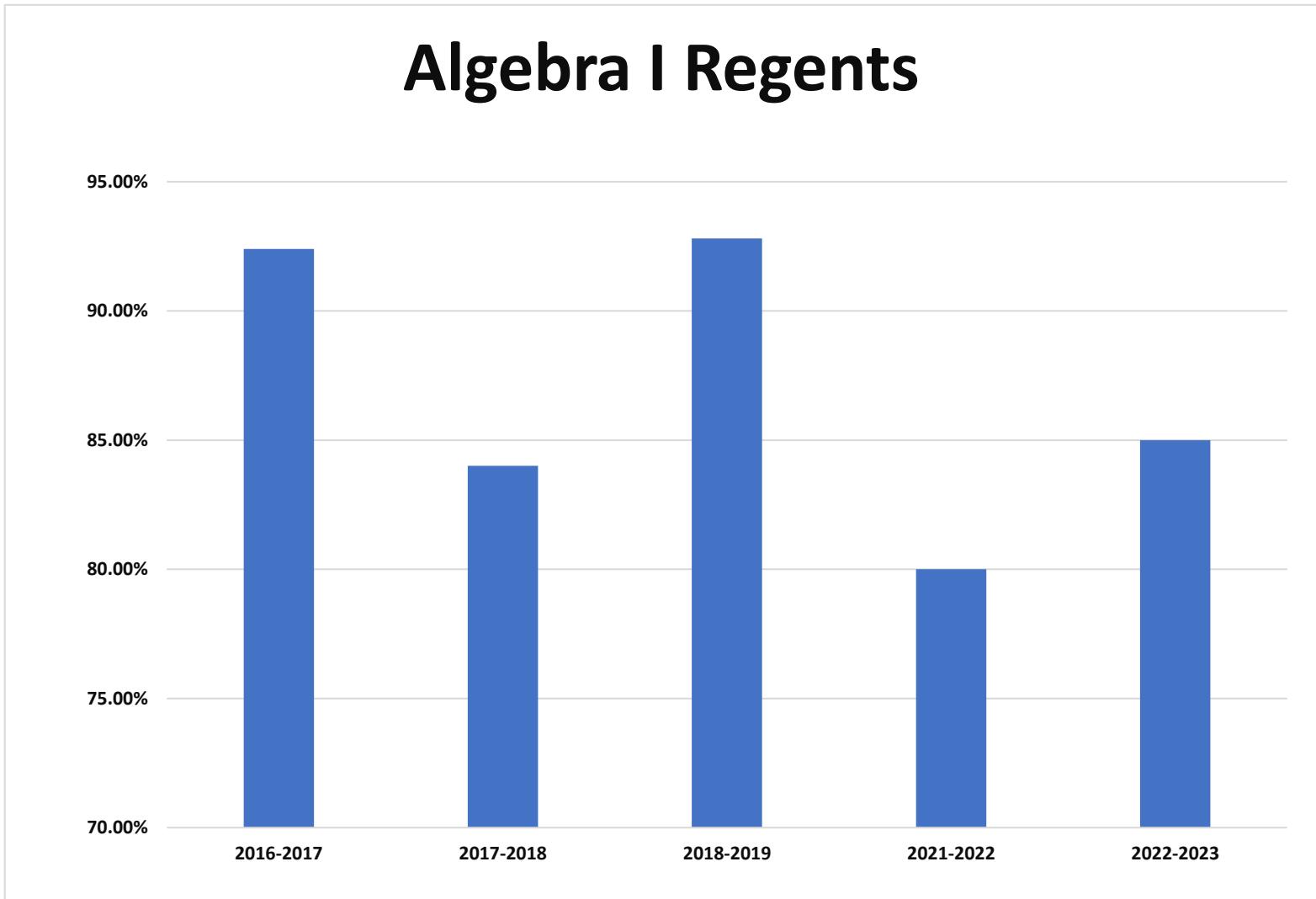
ELA Regents



	2016-2017	2017-2018	2018-2019	2019-2020	2020-2021	2021-2022	2022-2023
ELA <i>6th in SLL BOCES</i> <i>105 Students Tested</i>	91.8%	82%	94.1%	No Data	No Data	92%	90%

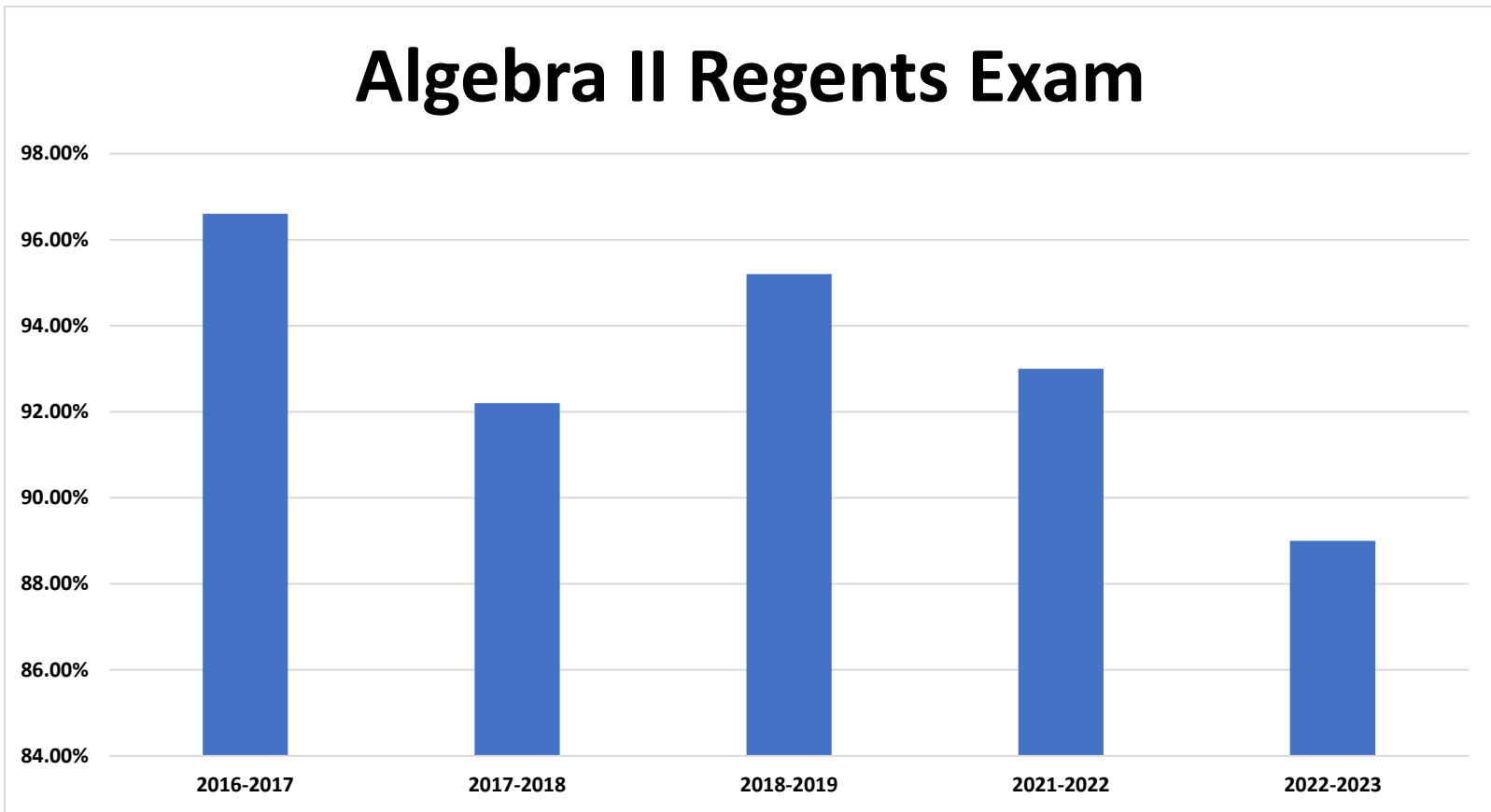


Algebra I Regents



	2016-2017	2017-2018	2018-2019	2019-2020	2020-2021	2021-2022	2022-2023
Algebra I 10 th in SLL BOCES 111 Students Tested	92.4%	84%	92.8%	No Data	No Data	80%	85%

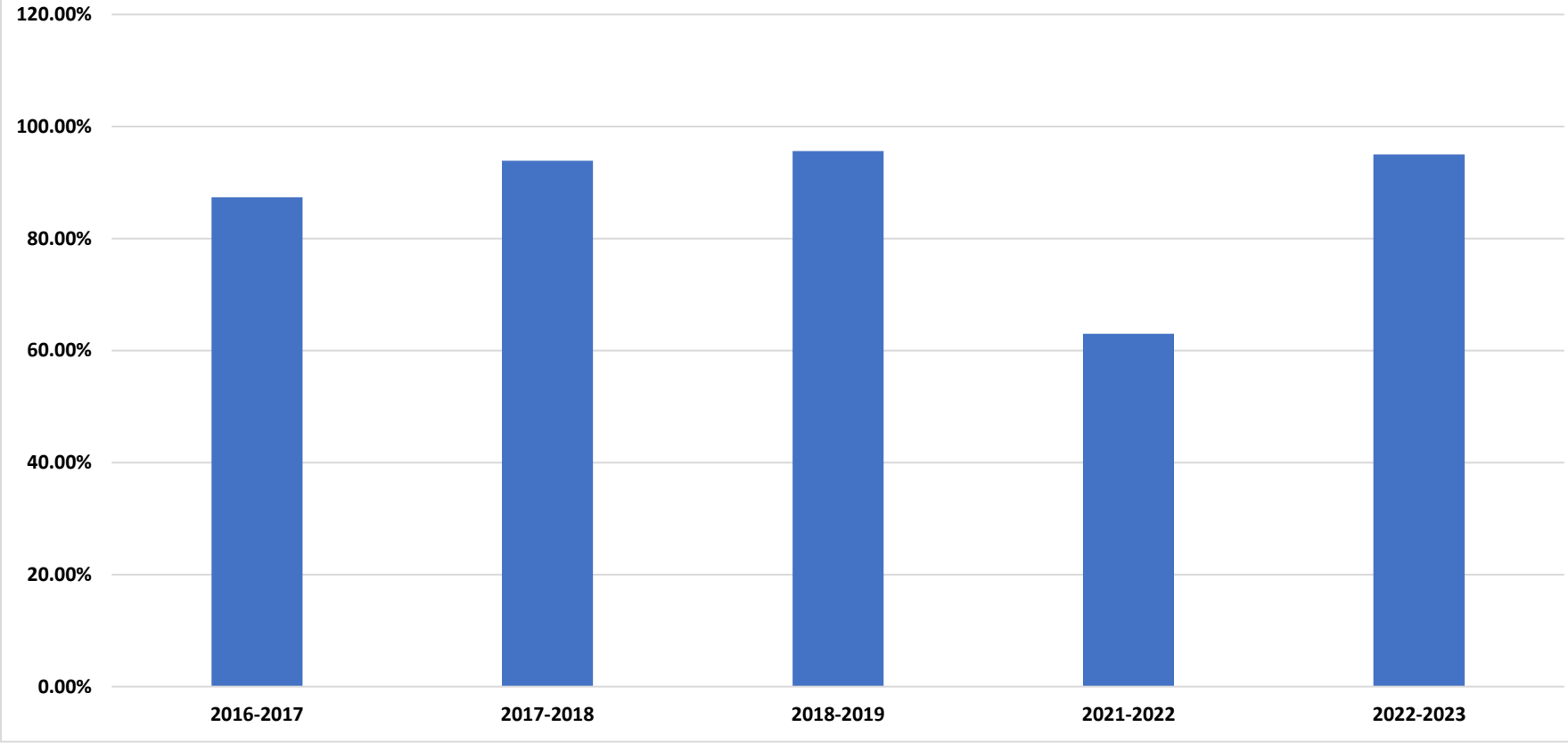
Algebra II Regents Exam



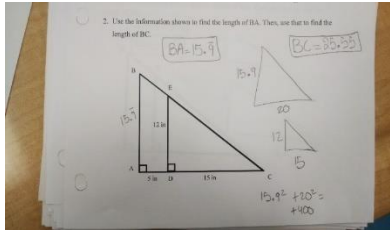
	2016-2017	2017-2018	2018-2019	2019-2020	2020-2021	2021-2022	2022-2023
Algebra II 10 th in SLL BOCES 47 Students Tested	96.6%	92.2%	95.2%	No Data	No Data	93%	89%

$$\textcircled{1} n \sqrt{\textcircled{2} xy \textcircled{3}}$$

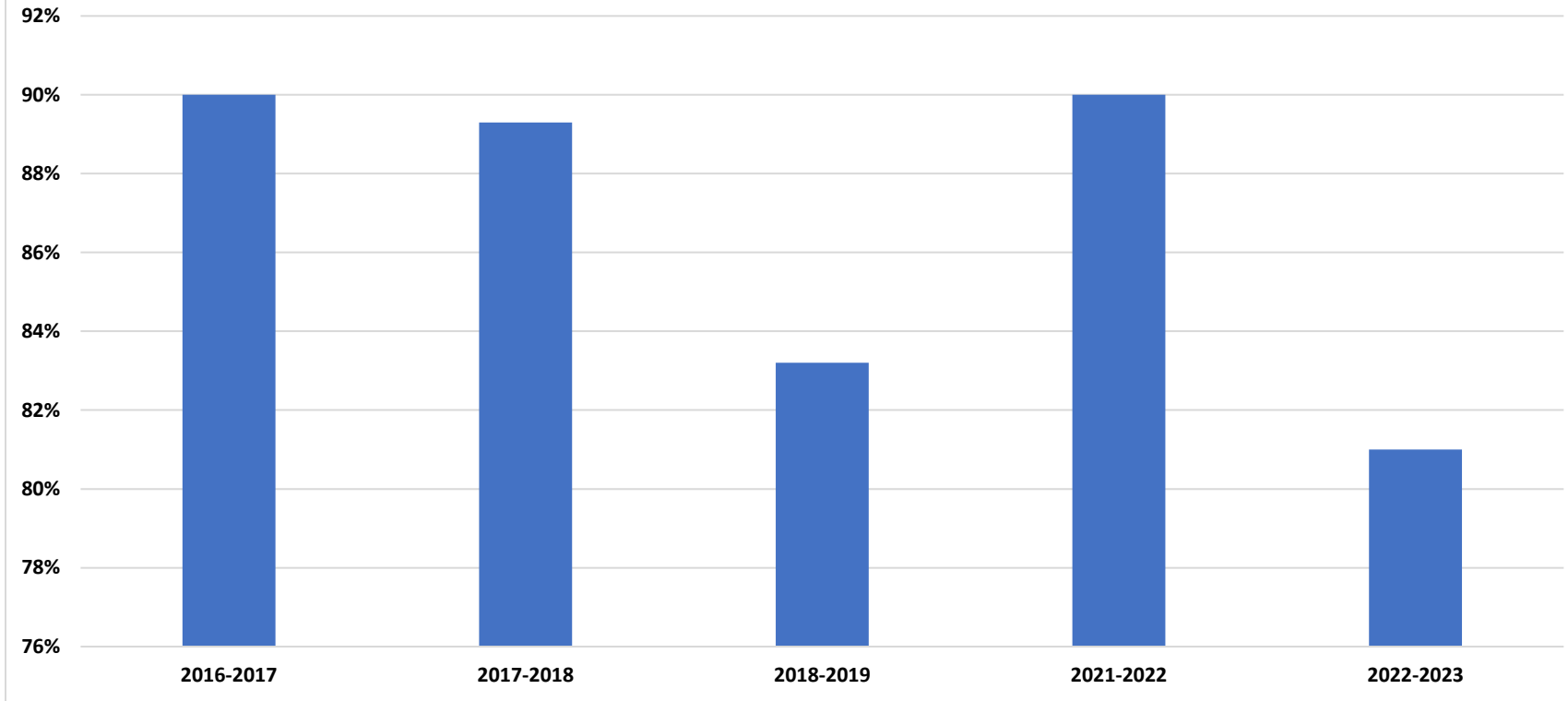
Geometry Regents



	2016-2017	2017-2018	2018-2019	2019-2020	2020-2021	2021-2022	2022-2023
Geometry 5 th in SLL BOCES 80 Students Tested	87.4%	93.9%	95.6%	No Data	No Data	63%	95%

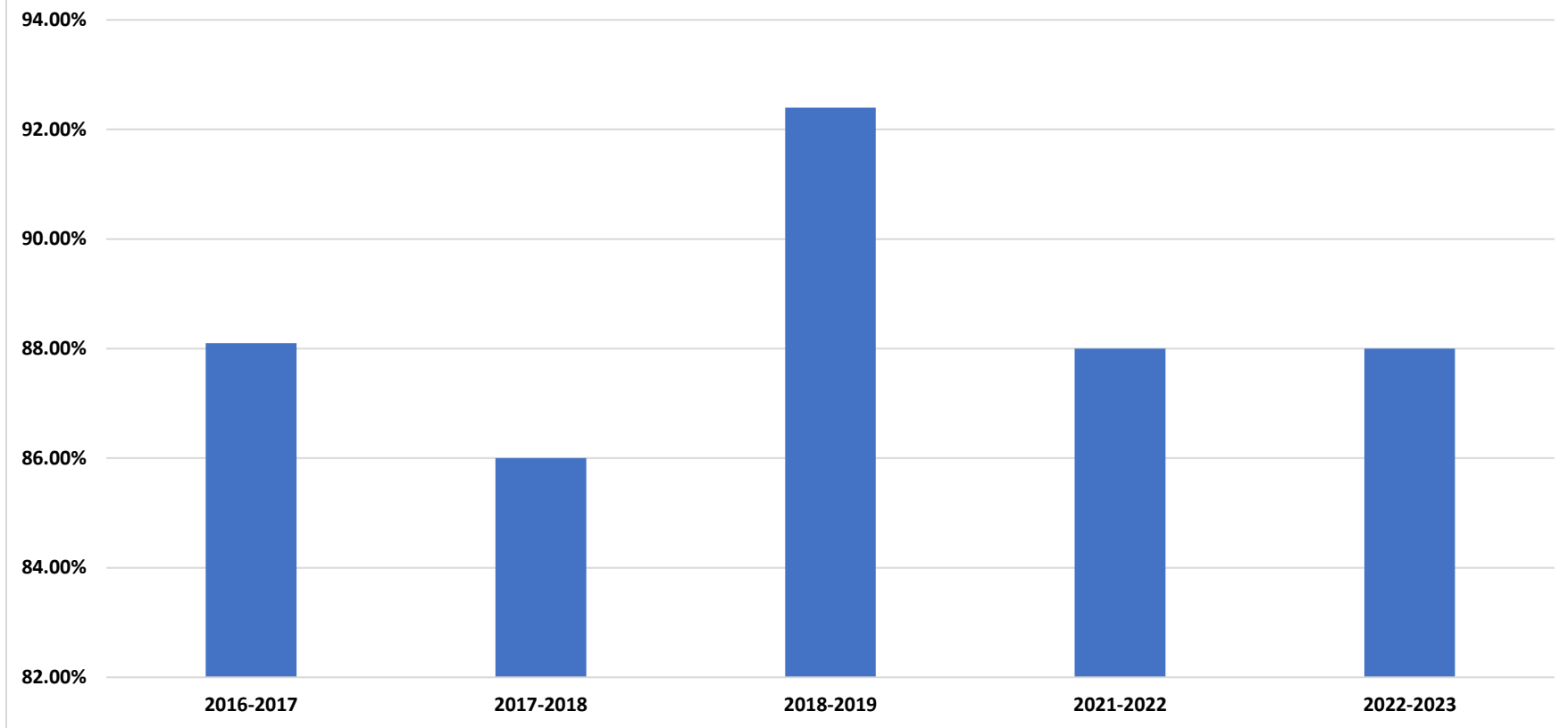


Living Environment Regents



	2016-2017	2017-2018	2018-2019	2019-2020	2020-2021	2021-2022	2022-2023
Living Environment <i>12th in SLL BOCES</i> <i>114 Students Tested</i>	90%	89.3%	83.2%	No Data	No Data	90%	81%

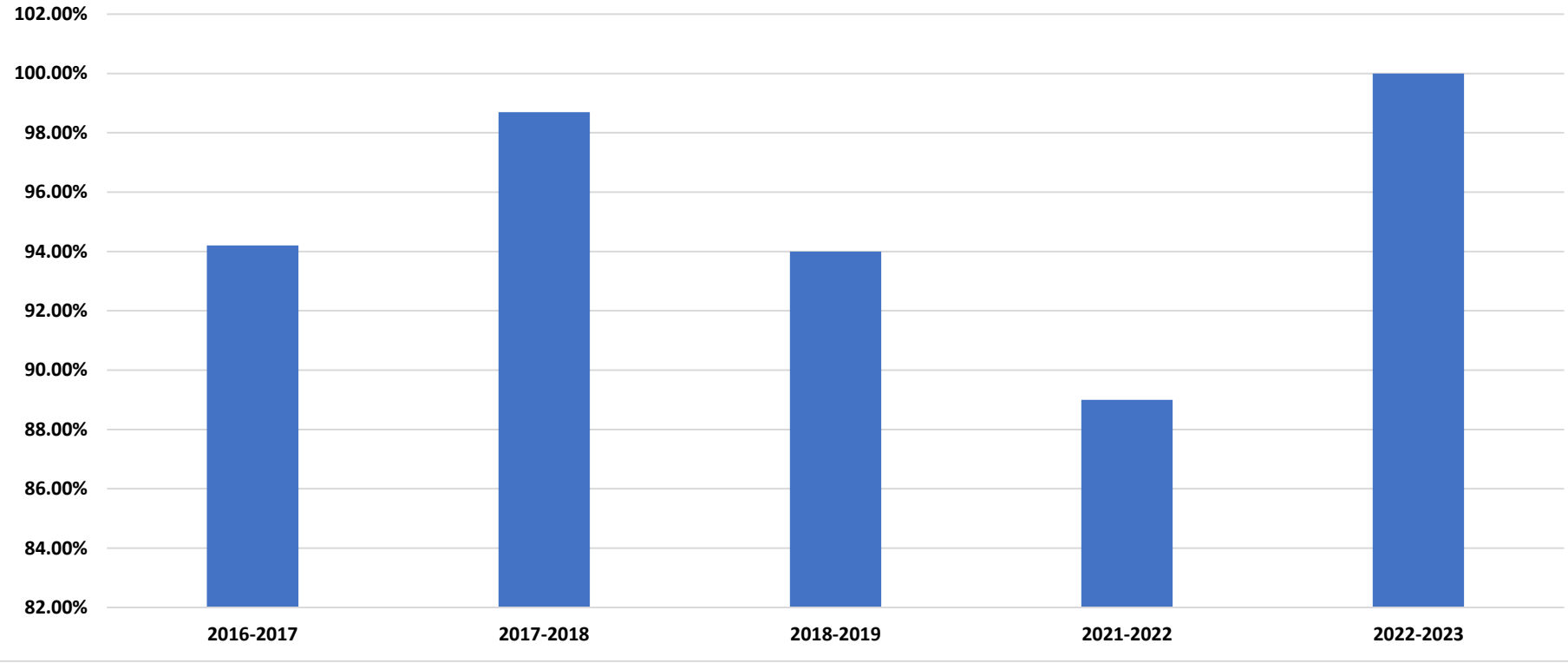
Chemistry Regents



	2016-2017	2017-2018	2018-2019	2019-2020	2020-2021	2021-2022	2022-2023
Chemistry <i>(4th in SLL BOCES)</i> <i>41 Students Tested</i>	88.1%	86%	92.4%	No Data	No Data	88%	88%



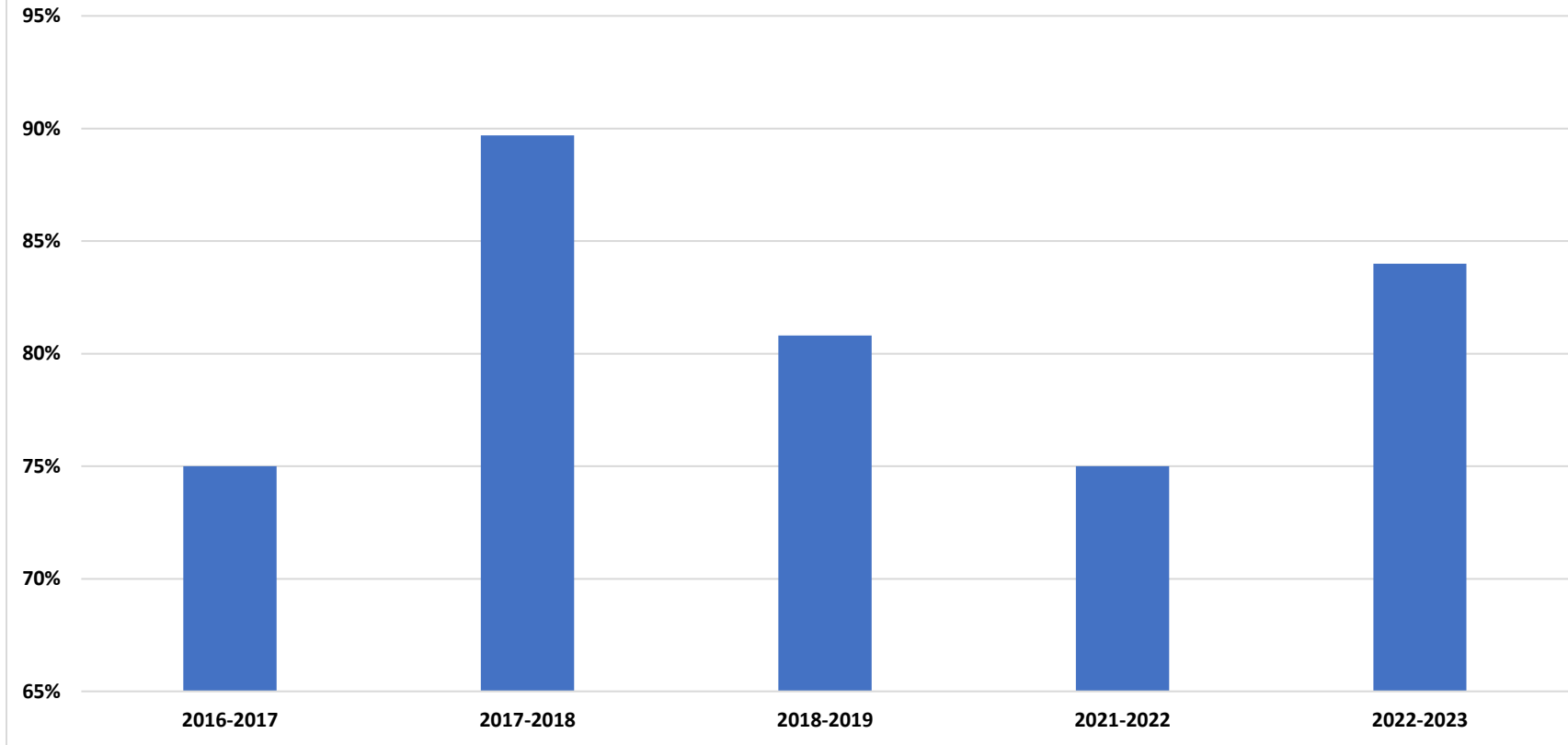
Earth Science Regents



	2016-2017	2017-2018	2018-2019	2019-2020	2020-2021	2021-2022	2022-2023
Earth Science <i>1st in SLL BOCES</i> <i>75 Students Tested</i>	94.2%	98.7%	94%	No Data	No Data	89%	100%



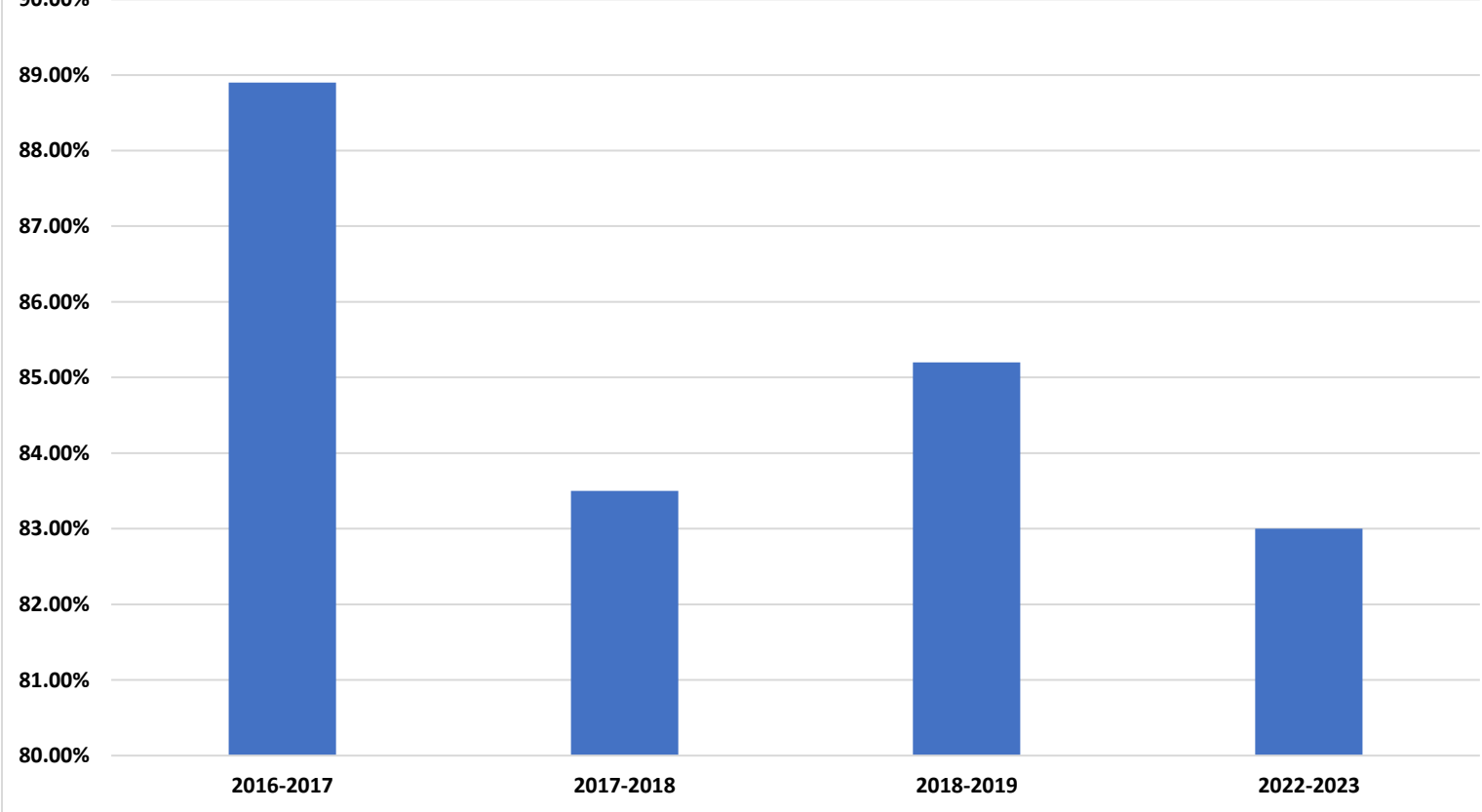
Physics Regents



	2016-2017	2017-2018	2018-2019	2019-2020	2020-2021	2021-2022	2022-2023
Physics <i>13th in SLL BOCES</i> <i>6 Students Tested</i>	75%	89.7%	80.8%	No Data	No Data	75%	84%



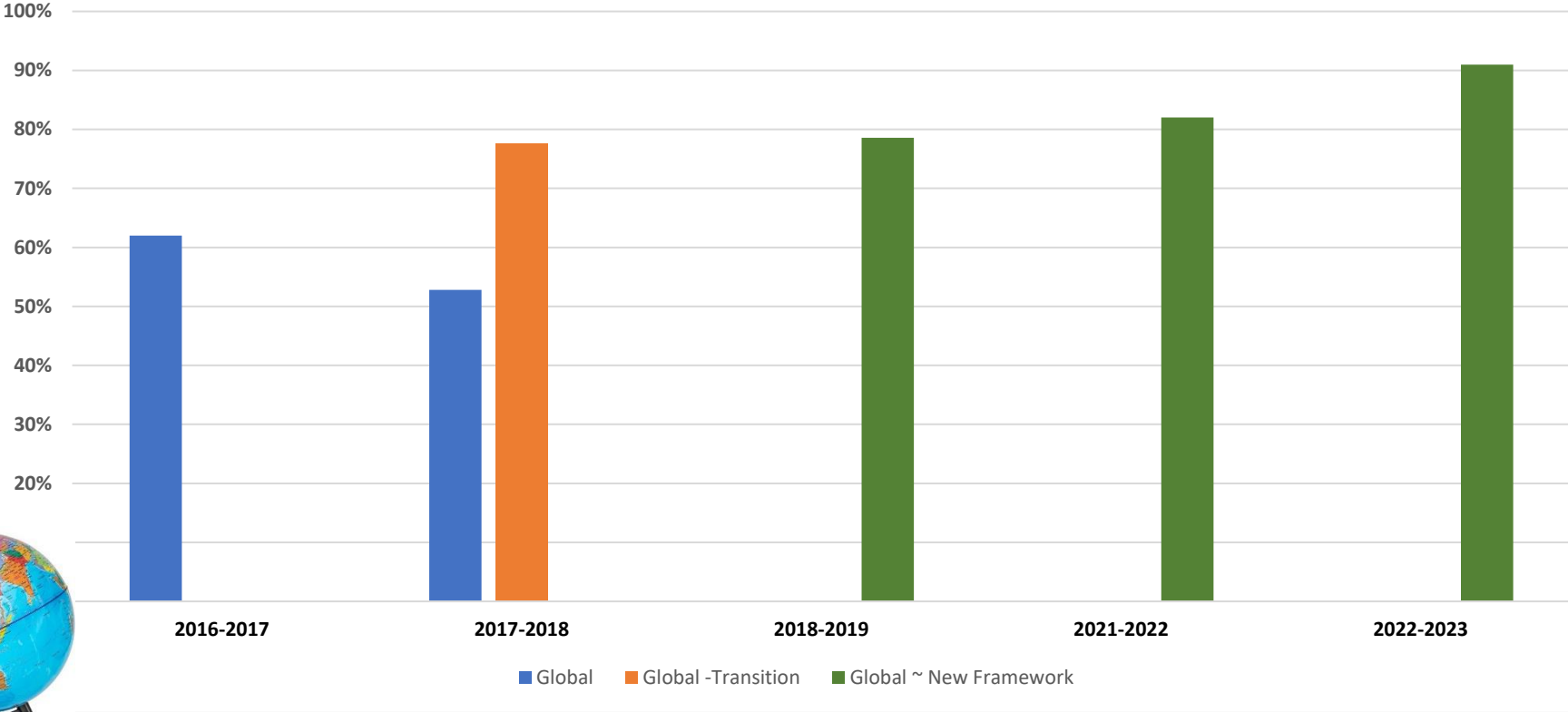
US History Regents



	2016-2017	2017-2018	2018-2019	2019-2020	2020-2021	2021-2022	2022-2023
US History <i>(13th in SLL BOCES)</i> <i>106 Students Tested</i>	88.9%	83.5%	85.2%	No Data	No Data	No Data*	83%



Global Regents



	2016-2017	2017-2018	2018-2019	2019-2020	2020-2021	2021-2022	2022-2023
Global	62%	52.8%					
Global -Transition		77.6%					
Global ~ New Framework <i>6th in SLL BOCES</i> <i>113 Students Tested</i>			78.6%	No Data	No Data	82%	91%